
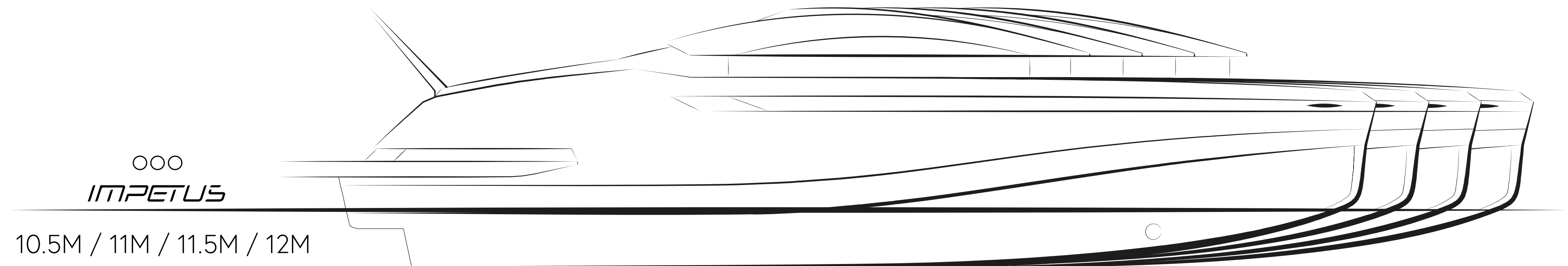
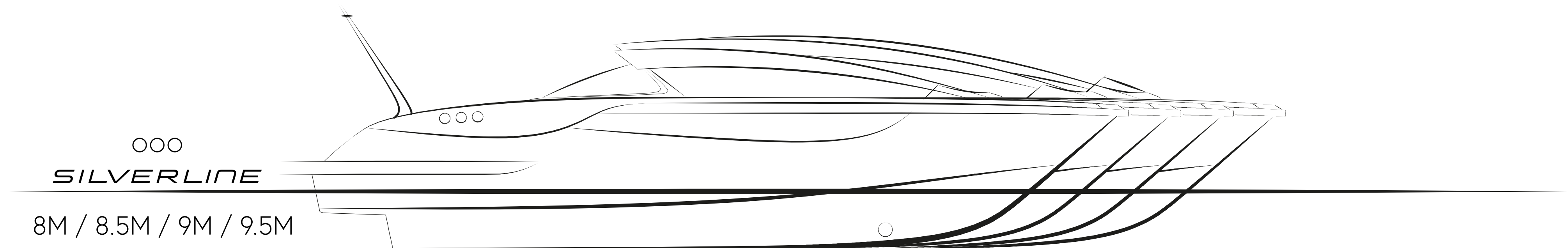
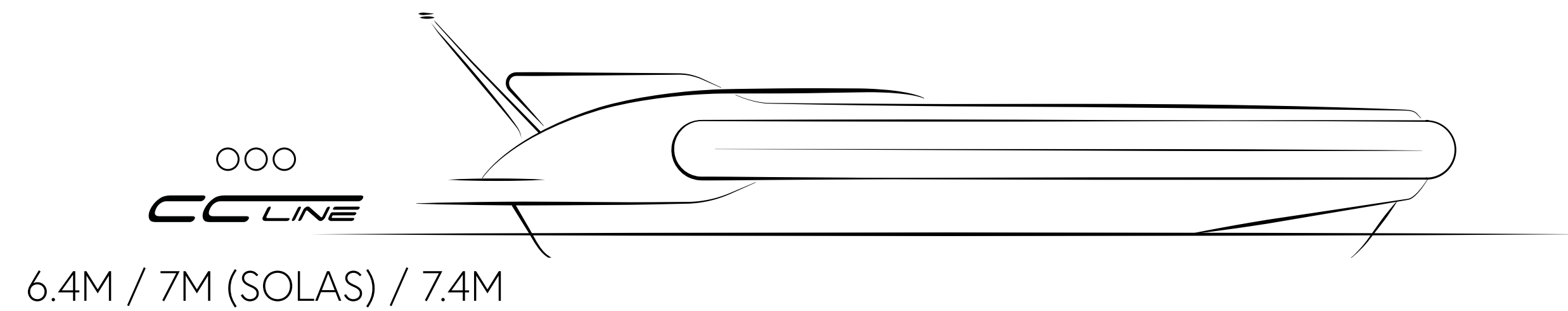


IMPETUS

NEW SERIES OF SEMI-CUSTOM
OPEN AND LIMOUSINE TENDERS
10.5M - 12M




YACHTWERFT MEYER'S SEMI-CUSTOM LINES




The semi-custom engineered platform offers a reduced built time with various deck and interior layouts.

*Sophisticated details and a striking, dynamic design define the new, exciting line, positioned directly above the **CC Line** and **Silverline**.*




○○○

IMPETUS




000
IMPETUS






○○○

IMPETUS





IMPETUS



Sharp lines and comfortable luxury. The Impetus limousine tender offers a wide spectrum of configurable options such as an electric sunroof and sliding door. Available as aft or forward steering versions.

000
IMPETUS
FRONT VIEW




000
IMPETUS
AFT VIEW






IMPETUS



000
IMPETUS



OOO
IMPETUS




The luxury Impetus open tender comes along with various deck layouts and many custom features - 11.5 m configuration shown.

000
IMPETUS



000
IMPETUS



OOO
IMPETUS



○○○

IMPETUS

NEW SERIES OF SEMI-CUSTOM
OPEN AND LIMOUSINE TENDERS
10.5M - 12M



yachtwerft
meyer ○○○